

Binary Fountain Stimulus Dashboard

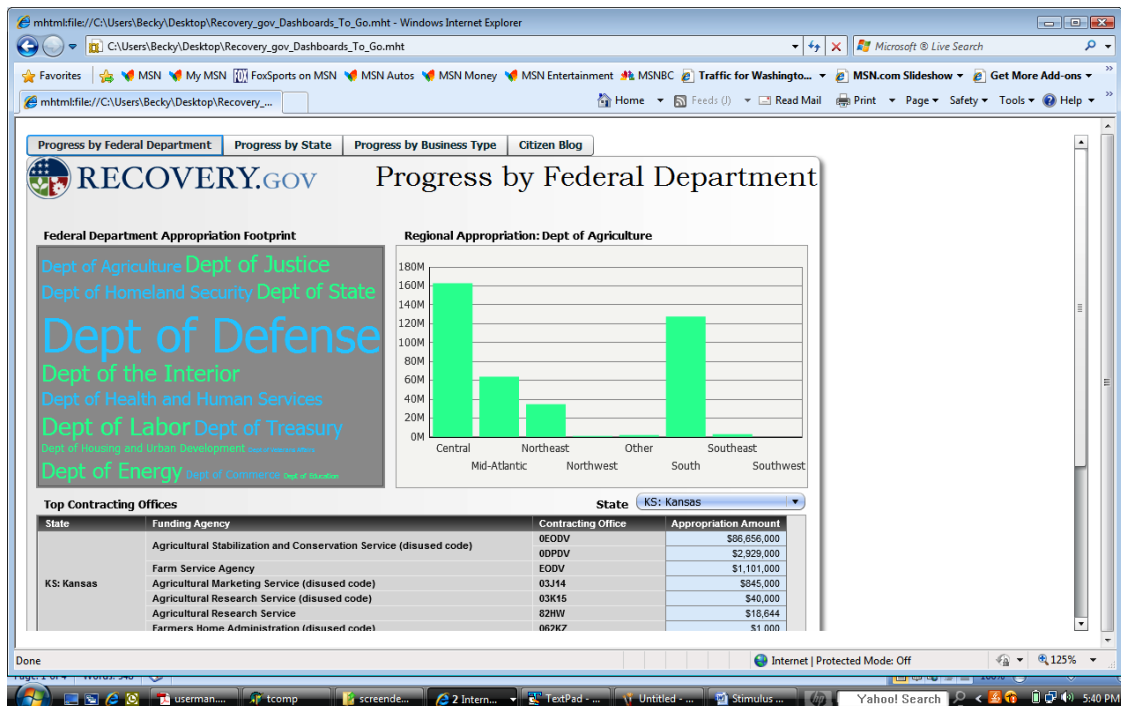
Spending Transparency, Analytics and Compliance

Expenditure transparency is about empowering taxpayers, financial compliance and accountability across the government agencies.

Binary Fountain Stimulus Spending Analytics Dashboard enables operational and spending business intelligence to government agencies to improve transparency, accountability, and collaboration. The dashboard solution enables agencies to optimize their supplier and spending performance by integrating disparate data from across the enterprise value chain and enabling decision makers to make more informed and actionable decisions. By using pre-built dashboards and reports government agencies can analyze fund allotments and spending details, review overall budget and financial performance and improve timeliness and efficiency of payments. This leads to more effective stimulus execution process with increased reporting accuracy and accountability along with effectively tracking the Jobs growth outcomes. Agencies using Binary Fountain Dashboard will benefit from increased insight and visibility into the suppliers performance and payables as well as comprehensive spend and procurement analysis.

Integrated and Actionable Spending Insight

Our dashboard solution provides government agencies better visibility into factors that affect budget execution and payment performance.

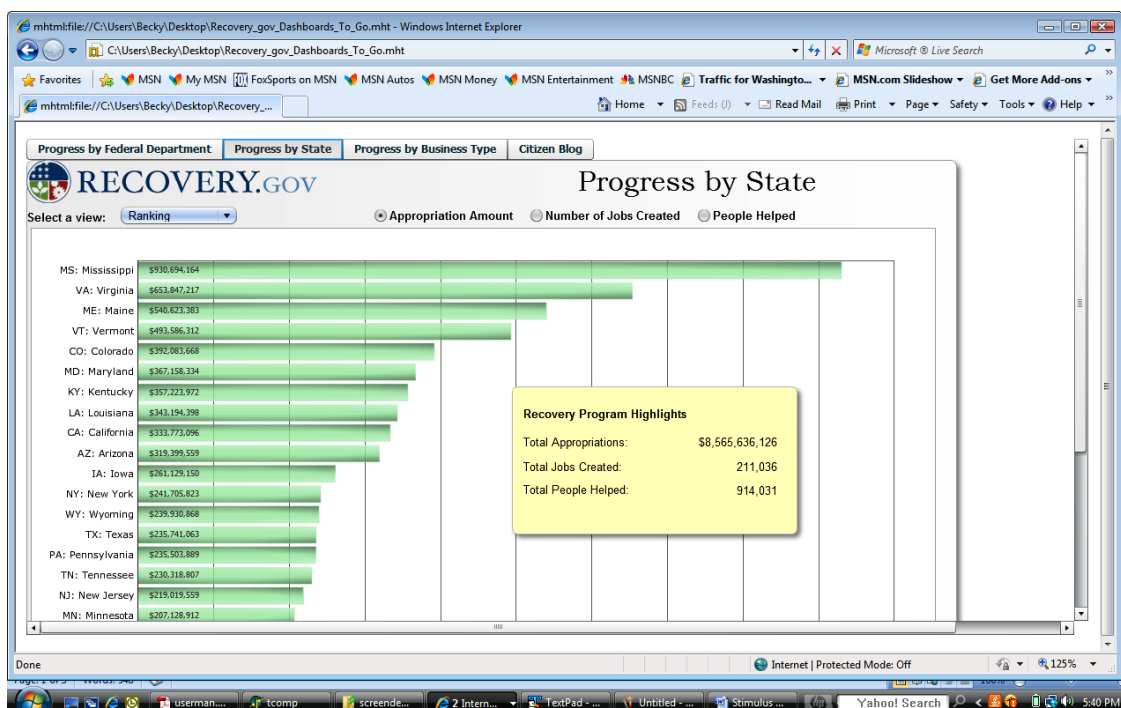


Transparency: Show how, when, and where the money is spent

The dashboard solution integrates data with procurement, planning, financial and other customer and payment centric systems to deliver robust information enhancing operational effectiveness

and financial performance. Overall our solution enables finance and service professionals to gain visibility into procurement and sourcing costs to better understand how it impacts the customer satisfaction and delivery quality. The dashboard provides many pre-built metrics, alerts, and reports delivered through dashboard and/or mobile devices. The agency professional can monitor specific metrics to compare the performance of a particular supplier to performance benchmarks as well aggregate orders to a strategic supplier.

Binary Fountain dashboard provides powerful financial metrics, alerts, and reports enabling agencies and departments to gain insight to budget execution and stimulus spending analyses and take appropriate actions. At the highest level, the solution addresses government requirements in terms of tracking stimulus spending numbers, compliance, data capture, data analysis, utilization reporting, and job growth outcomes.



Accountability: Provide information that will allow citizens to review spending

The solution accepts manual or integrated input of goals, project plans, utilization data, certification data, Purchase cards data and is able to extract information from internal systems, data warehouse and data marts. The solution is the most forward-looking, flexible, extensible, and cost-efficient system for stimulus spending tracking and monitoring program compliance. The solution architecture is open, web-based, and agnostic of any database or server operating environment for much of its functionality.

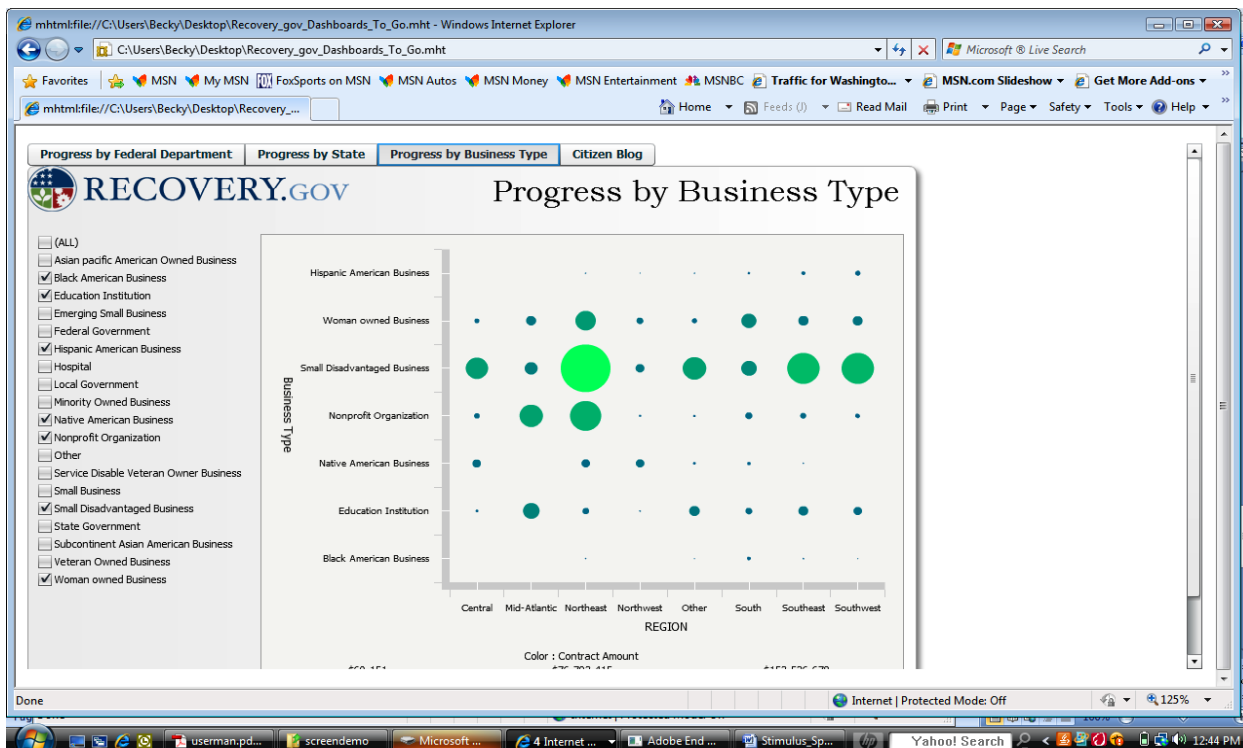
The dashboard allows the government agencies to input and/or validate spending utilization goals, monthly/quarterly/annual reports on program utilization, and any other spending related transactions. The system automatically process and compile all relevant data for internal and external reporting purposes. The system allows an agency to review and validate when

payments are made to the primary supplier and/or 2nd tier suppliers. An automated verification and validation module checks for the payment compliance.



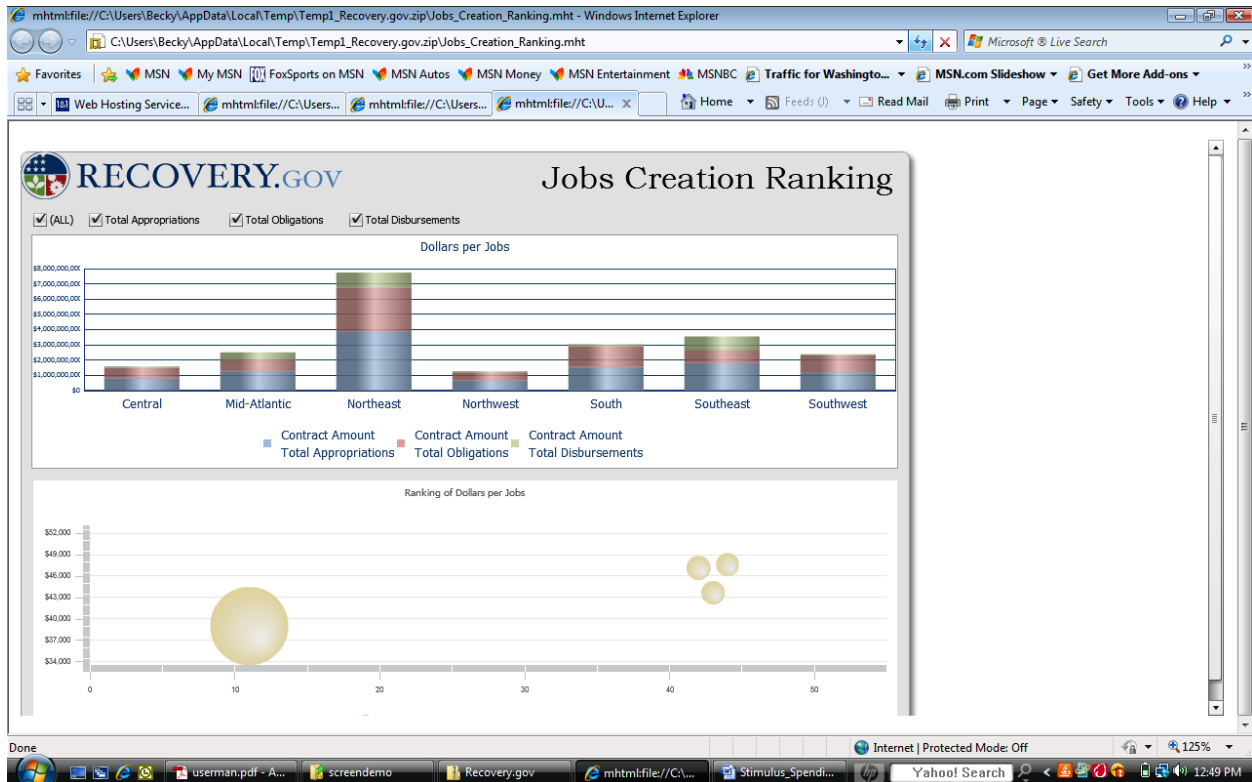
Collaboration: Allow citizens to collaborate and discuss transaction level details.

The solution is Internet accessible with public view, private view (agency level) and an administrative view, and allows for expansion of the database and data warehouse as needed and/or when required by mandate or law.



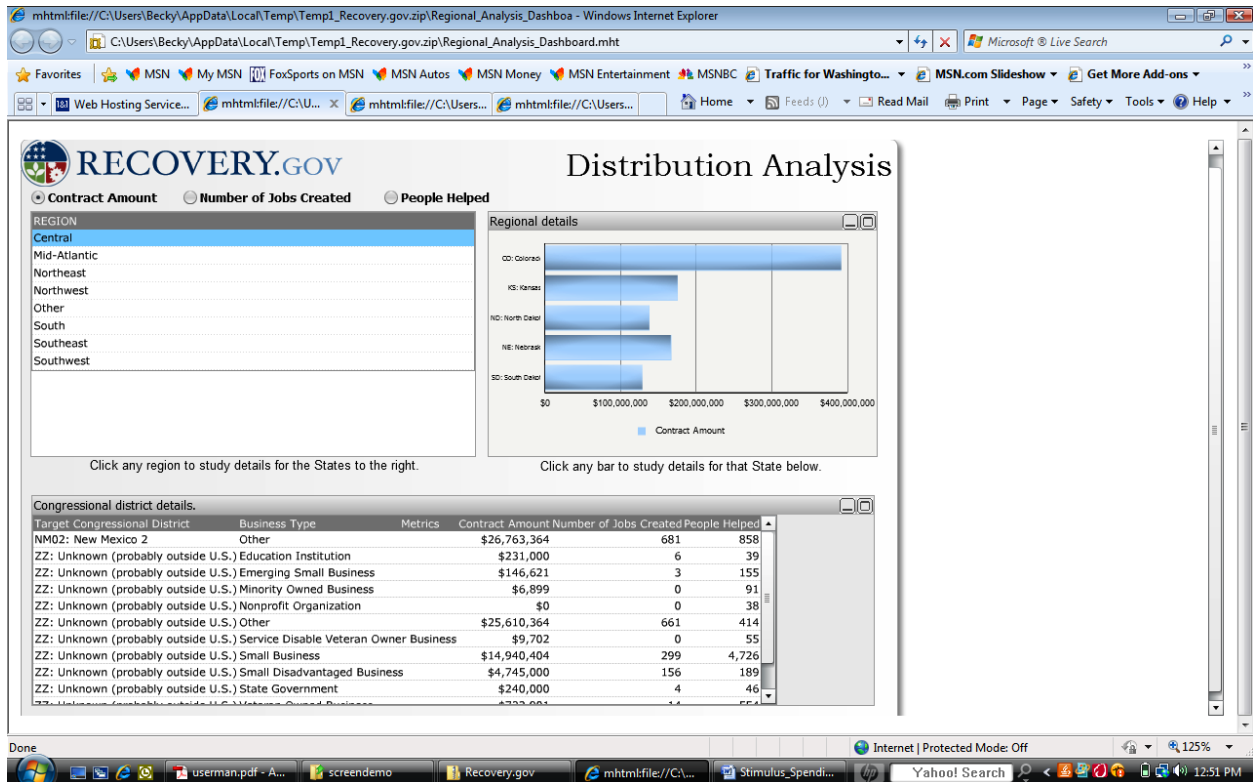
Data Analysis

The Dashboard provides robust data analysis capabilities in order to track expenditures utilization performance across the agency. The system will calculate variances between actual and targets (goals/indicators, project milestone dates and spending), and if needed, assign performance ratings (e.g., red, yellow, green), vary rating criteria by goal or project, and weight targets and/or actual performance for selected goals/indicators.



Deployment and Benefits

The solution combines technology leadership with industry expertise in expenditure tracking and compliance for governments to dramatically improve strategic business processes across systems, people, and trading partners. Binary Fountain platform solutions are typically deployed as Software as a Service (SaaS) hosted model and addresses a wide range of customer needs related to business process management, disparate data integration and Business Intelligence. These solutions help our customers adopt a service-oriented architecture (SOA) strategy by integrating internal and external applications, data, and business processes, orchestrating interactions within the enterprise and with external partners. Using metadata centric scalable architecture, our solution supports the growing needs of government agencies. The dashboard incorporates narrowcast technologies to provide pro-active, event based or scheduled alerts directly to authorized users via email, PDA, and mobile devices. This places powerful information in the hands of those who needs complete visibility into direct and discretionary spending across the agency, payments, and staff expenses.



Summary

The Recovery and Reinvestment Act is an extraordinary response to a crisis unlike any since the Great Depression. With much at stake, the Binary Fountain Dashboard provides unprecedented levels of transparency and accountability so that you will be able to know how, when, and where the stimulus dollars are being spent.